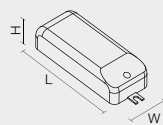
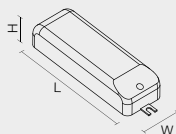


ALIMENTATORI/DRIVER NON DIMMERABILI NOT DIMMABLE POWER SUPPLIES/DRIVERS



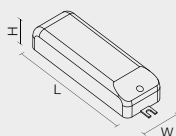
DRIVER INGRESSO 230Vca USCITA IN CORRENTE COSTANTE
DRIVER INPUT 230Vac OUTPUT CONSTANT CURRENT

CODE	INPUT	OUTPUT	POWER	IP	DIM. (LxWxH)	N. MAX LAMP
TE063	90-264Vac	350mA	4W	IP20	68x35x21mm	1 (Minialfa, Minidelta)
TE080	100-250Vac	350mA	15W	IP20	138x40x29mm	1-4 (Minialfa, Minidelta)
TE052	220-240Vac	700mA	8W	IP20	58x35x21mm	1 (Alfa, Delta)
TE073	90-264Vac	700mA	35W	IP67	148x40x30mm	1-4 (Alfa, Delta)



DRIVER INGRESSO 230Vca USCITA 24Vdc
DRIVER INPUT 230Vac OUTPUT 24Vdc

CODE	INPUT	OUTPUT	POWER	IP	DIM. (LxWxH)
TE036	90-264Vac	24Vdc	20W	IP67	118x35x26mm
TE037	90-264Vac	24Vdc	35W	IP67	148x40x30mm
TE038	90-264Vac	24Vdc	60W	IP67	163x46x32mm
TE039	90-264Vac	24Vdc	100W	IP67	190x52x37mm
TE066	90-305Vac	24Vdc	150W	IP67	228x68x39mm
TE069	90-305Vac	24Vdc	240W	IP67	251x68x39mm
TE070	90-305Vac	24Vdc	320W	IP67	252x90x44mm

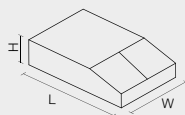


ALIMENTATORE INGRESSO 230Vca USCITA 12V PER ALOGENE
POWER SUPPLY INPUT 230Vac OUTPUT 12V FOR HALOGEN BULBS

CODE	INPUT	OUTPUT	POWER	IP	DIM. (LxWxH)
TE053	220-240Vac	12V	35-105W	IP20	128x38x31mm

Compatibile con lampada della gamma PARATHOM by Osram (GU4, GU5.3, G53)
Compatible with PARATHOM bulbs by Osram (GU4, GU5.3, G53 socket)

Dimmerabile a taglio di fase in discesa.
Dimmable by trailing-edge phase cut.

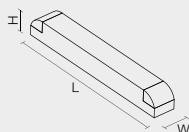


ALIMENTATORE INGRESSO 230Vca PER LAMPADE A SCARICA
POWER SUPPLY INPUT 230Vac FOR HID BULBS

CODE	INPUT	OUTPUT	POWER	IP	DIM. (LxWxH)
TE001	198-264Vac	250Vac	70W	IP20	155x83x32mm
TE002	198-254Vac	250Vac	150W	IP20	212x96x33mm

DIMMER E ALIMENTATORI / DRIVER DIMMERABILI DIMMERS AND DIMMABLE POWER SUPPLIES / DRIVERS

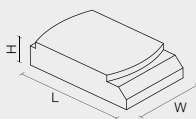
FESSURA



ALIMENTATORE DIMMERABILE. Ingressi di controllo: DALI, TOUCH DIM
DIMMABLE POWER SUPPLY. Control input: DALI, TOUCH DIM

CODE	INPUT	ARTICLE	HOUSING	IP	TECHINAL DATA	DIM. (LxWxH)
TE023	220-240Vac	Fessura 120	Inside product	IP20	1x28W/54W T5	360x30x21mm
TE025	220-240Vac	Fessura 45	Inside product	IP20	1x22W 2Gx11	360x30x21mm
TE026	220-240Vac	Fessura 45	Inside product	IP20	1x36W 2G11	360x30x21mm

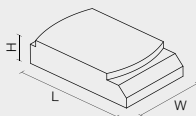
RIFLESSO



ALIMENTATORE DIMMERABILE. Ingressi di controllo: DALI, TOUCH DIM
DIMMABLE POWER SUPPLY. Control input: DALI, TOUCH DIM

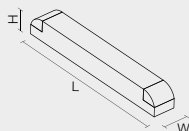
CODE	INPUT	ARTICLE	HOUSING	IP	TECHINAL DATA	DIM. (LxWxH)
TE034	220-240Vac	Riflesso 29	Remote mounting	IP20	2x18W 2G11	123x79x28mm
TE035	220-240Vac	Riflesso 35	Remote mounting	IP20	2x24W 2G11	123x79x28mm

RUNNER



ALIMENTATORE DIMMERABILE. Ingressi di controllo: DALI, TOUCH DIM
DIMMABLE POWER SUPPLY. Control input: DALI, TOUCH DIM

CODE	INPUT	ARTICLE	HOUSING	IP	TECHINAL DATA	DIM. (LxWxH)
TE074	220-240Vac	Quadro	Inside product	IP20	2x18W Gx24q-3	123x79x28mm
TE057	220-240Vac	Quadro	Inside product	IP20	2x26W Gx24q-3	123x79x28mm
TE058	220-240Vac	Lungo	Inside product	IP20	2x18W 2G11	123x79x28mm



CODE	INPUT	ARTICLE	HOUSING	IP	TECHINAL DATA	DIM. (LxWxH)
TE059	220-240Vac	Lungo G	Inside product	IP20	2x55W 2G11	423x30x21mm
TE060	220-240Vac	Quadro G	Inside product	IP20	1x55W T5	360x30x21mm